

## MILITARY MAKEUP IN 2017

# 1,335,120

Active duty members of the armed services

472,047 – Army

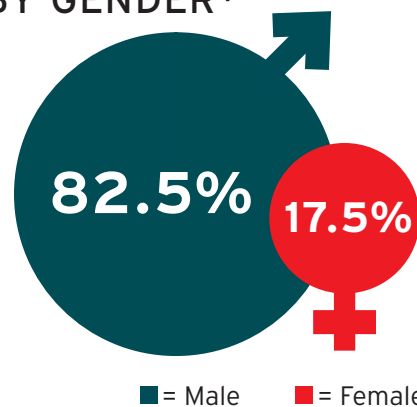
319,492 – Navy

318,580 – Air Force

184,401 – Marines

40,600 – Coast Guard

## BY GENDER\*



# SEXUAL VIOLENCE IN THE MILITARY

## UNWANTED SEXUAL CONTACT

# 20,500

REPORTED VICTIMS

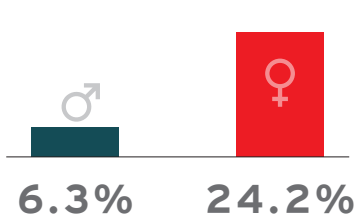


7,500



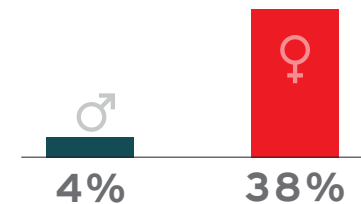
13,000

## Sexual Harassment of Active Duty Personnel



The **majority of victims** were harassed by someone in their chain of command.

## Military Personnel and Veterans Experiencing Military Sexual Trauma



Veterans with a Military Sexual Trauma (MST) history are **more than twice as likely** to experience homelessness.

The Veterans Benefits Administration (VBA) reported in August 2018 that they processed approximately **12,000 veterans' claims per year** for post-traumatic stress disorder (PTSD) related to MST over the last three years.

## PROSECUTION RATES

Of the **5,805 cases** that qualified for possible disciplinary action:




**307 CASES** were tried by court martial.


1.9%

**108 offenders** were convicted of a non-consensual sex offense.

## REPORTING STATISTICS



**OVER 1 IN 4 VICTIMS** who did not report feared retaliation from command or coworkers.




**NEARLY 1 IN 3 VICTIMS** who did not report feared the process would be unfair or nothing would be done.

# SEXUAL VIOLENCE IN THE MILITARY

## ABOUT THIS INFOGRAPHIC

This is an updated version of 2013's [Sexual Violence in the Military: Infographic](#) created in collaboration with Crime Victim Center of Erie County, PA. The 2013 infographic was a visual snapshot of some of the statistics included in the NSVRC publication [Sexual Violence in the Military: A Guide for Civilian Advocates](#). This guide focuses on the impact of sexual violence in the military. It includes resources for advocates who, through relationships and collaborations with the military, can offer support in responding to the needs of survivors and preventing sexual violence.



## REFERENCES

### MILITARY MAKEUP

U.S. Department of Defense. (2017). *2017 Demographics: Profile of the military community*. <https://download.militaryonesource.mil/12038/MOS/Reports/2017-demographics-report.pdf>

### SEXUAL VIOLENCE IN THE MILITARY DATA

U.S. Department of Defense. (2018). *Appendix B: Statistical data on sexual assault*. [https://www.sapr.mil/sites/default/files/Appendix\\_B\\_Statistical\\_Data\\_on\\_Sexual\\_Assault.pdf](https://www.sapr.mil/sites/default/files/Appendix_B_Statistical_Data_on_Sexual_Assault.pdf)

### MILITARY SEXUAL ASSAULT CLAIMS

Office of Inspector General. (2018). *Denied posttraumatic stress disorder claims related to military sexual trauma*. U.S. Department of Veterans Affairs. <https://www.va.gov/oig/pubs/VAOIG-17-05248-241.pdf>